

Saddle Up

Class #15

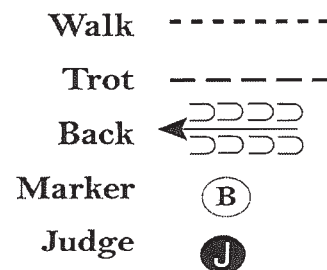
Beginner Showmanship

Show Date: 03-17-2019

Be ready at A.

1. Trot from A to and around B.
2. Walk to Judge, stop and set up for inspection.
3. When dismissed, perform a 1/4 turn.
4. Exit at a walk.

Follow the instructions of your ring steward.



[S/WT-38]

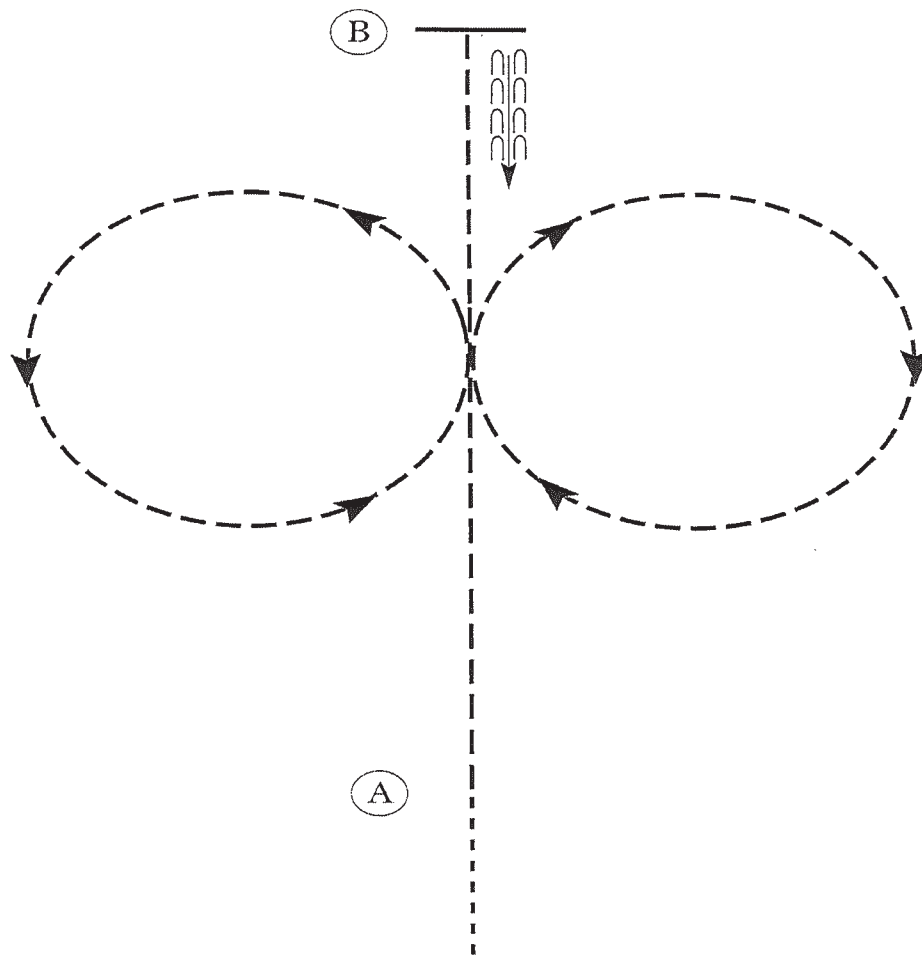
Pattern Provided by:

Saddle Up

Class #24

Hunt Seat Equitation

Show Date: 03-17-2019



1. Walk to A.
2. At A sitting trot towards B.
3. When halfway to B posting trot circle to the right followed by a posting trot circle to the left.
4. Continue the posting trot to B.
5. At B stop and back approximately one horse length.

Walk	-----
Trot	- - - - -
Extended Trot	— — — — —
Canter	— — — — —
Leg Yield	
Lead Change	— — — — —
Back	← ← ← ← ←
Marker	⊙ B
Sidepass	← — — — — →
Hand Gallop	— — — — —

Pattern Provided by:

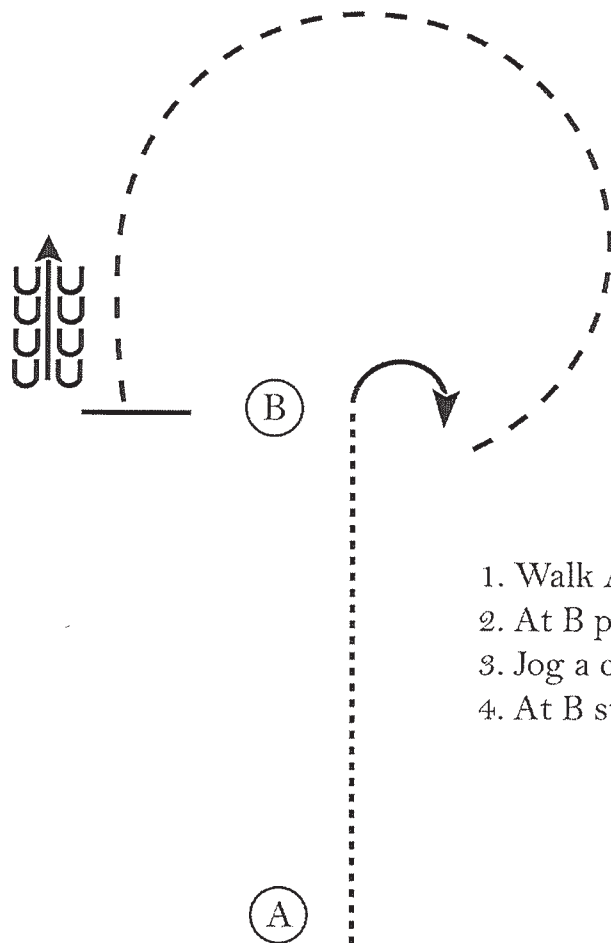
[HSE/WT-4]

Saddle Up

Class #33

Beginner Horsemanship

Show Date: 03-17-2019



1. Walk A to B
2. At B perform a 90 degree turn to the right
3. Jog a circle around B
4. At B stop and back 4 steps

Walk
Jog	-----
Extended Jog	————
Lope	————
Leg Yield	
Lead Change	↗↘
Back	←←←←
Marker	⊙
Sidepass	→---←

Pattern Provided by:

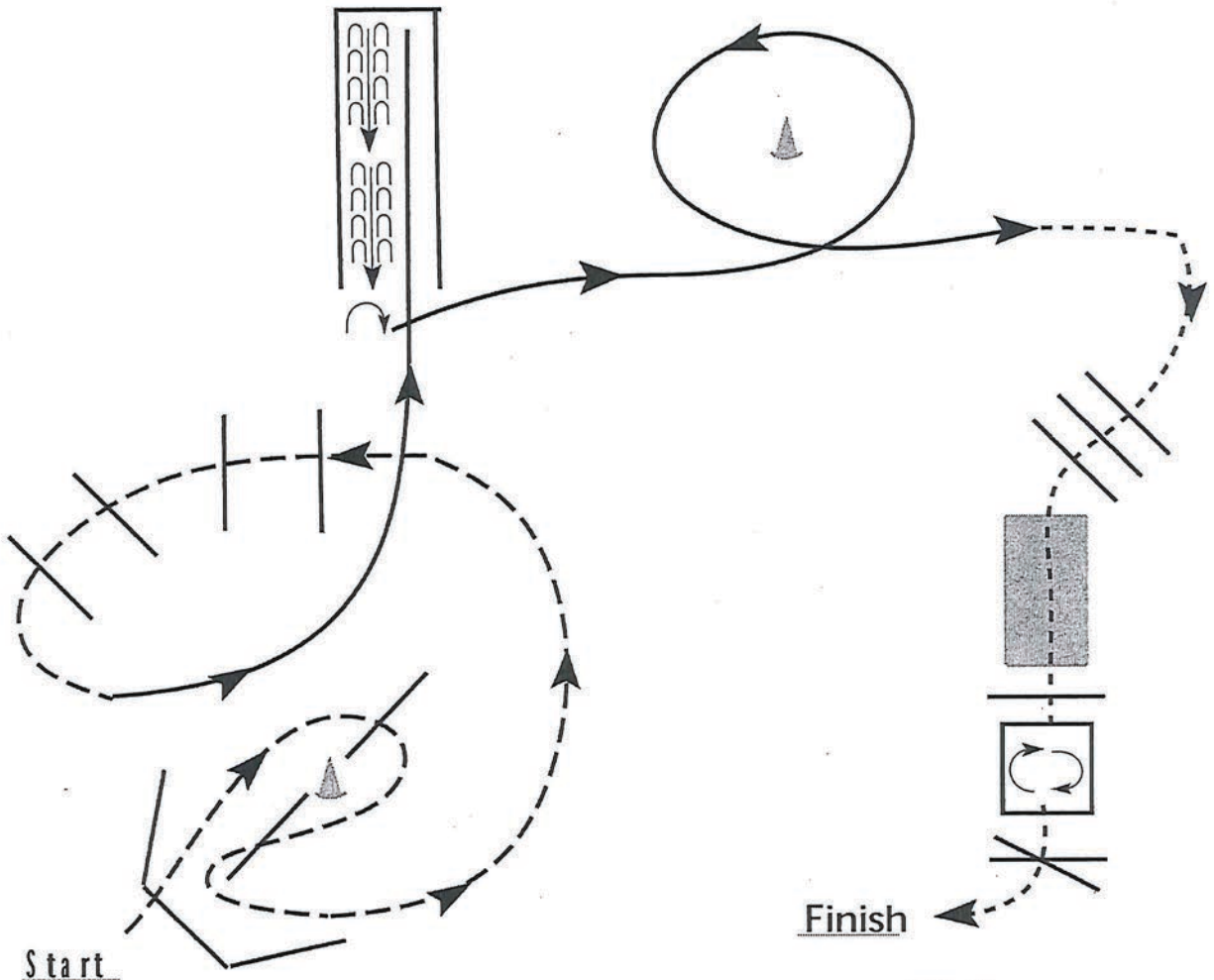
[WH/WT-7]

Saddle Up

Class #36

All Trail, Beginner and 12 & U trot for lope

Show Date: 03-17-2019



1. Jog over poles as shown.
2. Lope on the left lead into chute.
3. Back the chute and turn 90 degrees right.
4. Lope on the left lead around cone.
5. Walk over poles and bridge into box.
6. Turn 360 to the right and walk out over elevated pole to finish.

Walk	-----
Jog	- - - - -
Extended Jog	— — — —
Lope	—————
Leg Yield	
Lead Change	— / —
Back	← — — — —
Marker	(B)
Sidepass	← — — — — →

Pattern Provided by:

[T/1-34]

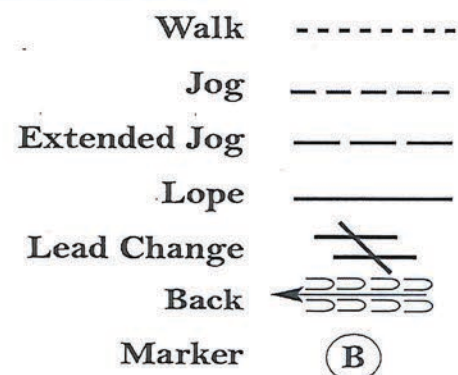
Saddle Up

Class #42

All Ranch Riding Beginner and 12&U trot/ext trot for lope

Show Date: 03-17-2019

1. Walk.
2. Trot
3. Extended lope-right lead
4. Lope right lead
5. Change leads (simple or flying)
6. Lope left lead
7. Extended trot
8. Stop, side pass left, side pass right, 1/2 way
9. Walk over logs
10. Walk
11. Trot square
12. Stop, 360 degree turn left, back



Pattern Provided by:

[RR/5]