

Saddle Up

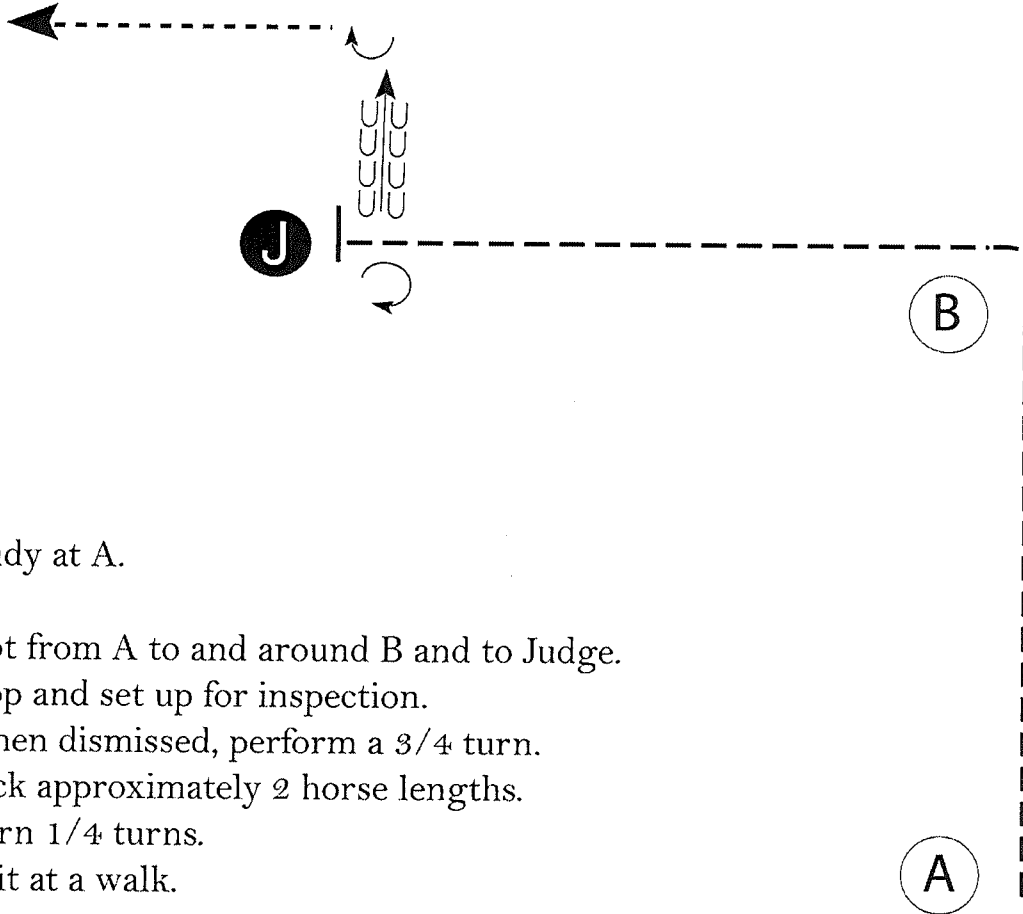
Class #17

Showmanship k13-18

Show Date: 03-17-2019

W W W . H O R S E S H O W P A T T E R N S . C O M

W W W . H O R S E S H O W P A T T E R N S . C O M



Be ready at A.

1. Trot from A to and around B and to Judge.
2. Stop and set up for inspection.
3. When dismissed, perform a $3/4$ turn.
4. Back approximately 2 horse lengths.
5. Turn $1/4$ turns.
6. Exit at a walk.

Follow the instructions of your ring steward.

Walk
Trot	-----
Back	←
Marker	⊙
Judge	●

[S/2-38]

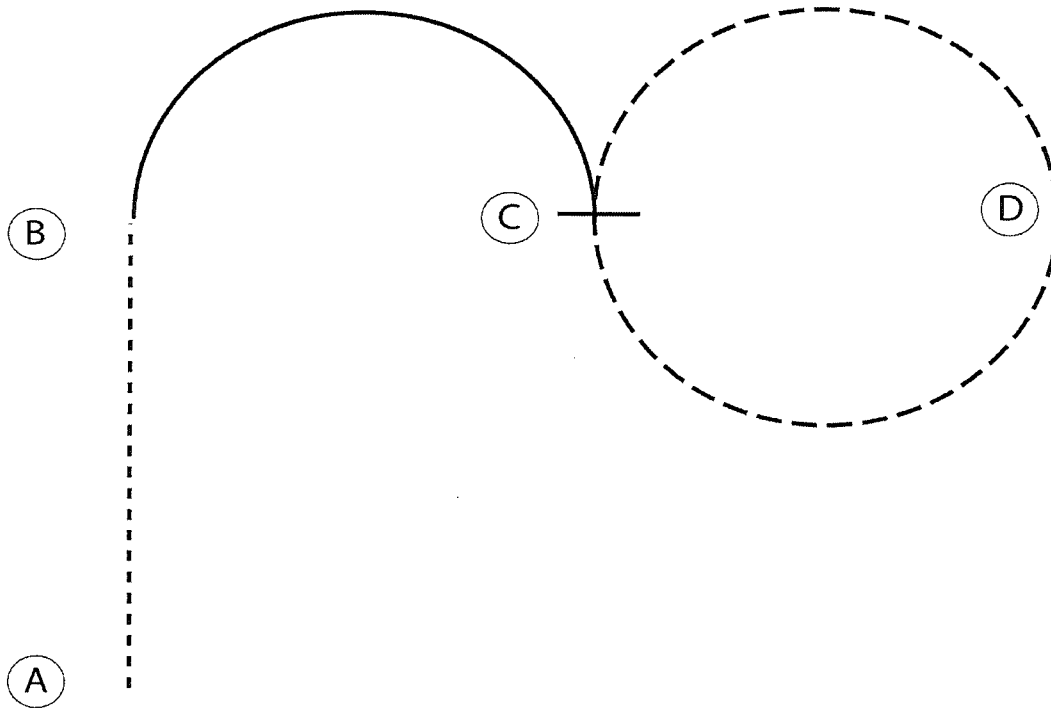
Pattern Provided by:

Saddle Up

Class #26

Equitation 12 &U, 13-18

Show Date: 03-17-2019



Be ready at A.

1. Walk from A to B.
2. At B, canter on the right lead in a half circle to C.
3. At C, posting trot to D.
4. Sitting trot from D to C.
5. Stop at C.

Follow the instructions of your ring steward.

Walk	-----
Trot	- - - - -
Extended Trot	— — — —
Canter	—————
Leg Yield	
Lead Change	↘
Back	←←←←
Marker	Ⓚ
Sidepass	←←
Hand Gallop	— — — —

[HSE/1-16]

Pattern Provided by:

WWW.HORSESHOWPATTERNS.COM

WWW.HORSESHOWPATTERNS.COM

Saddle Up

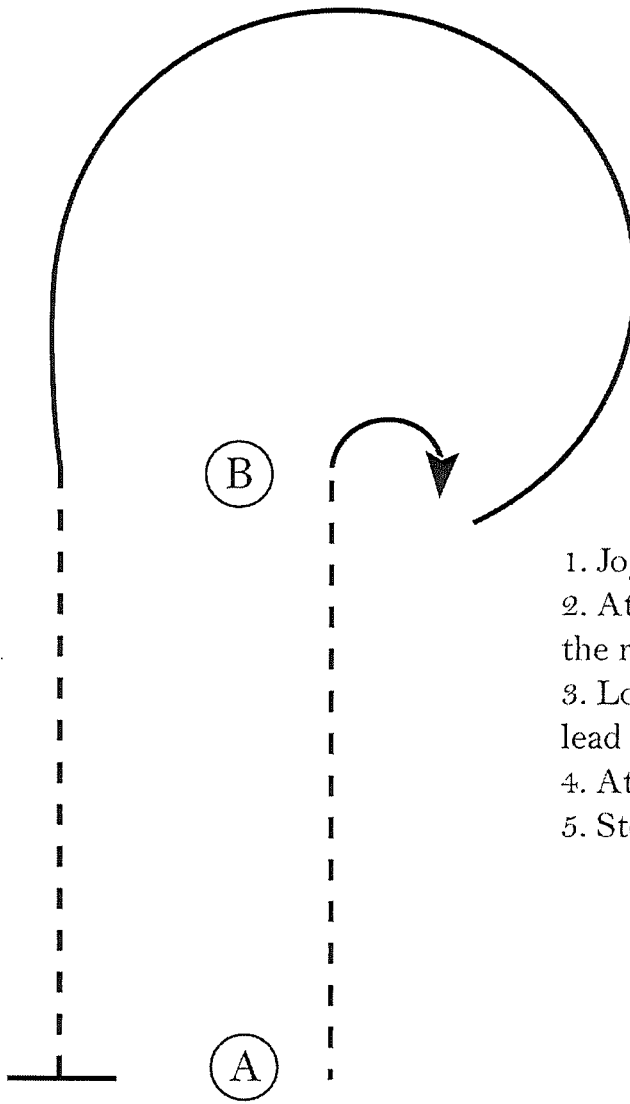
Class #35

Horsemanship 13-18

Show Date: 03-17-2019

www.horsheshowpatterns.com

www.horsheshowpatterns.com



1. Jog A to B
2. At B perform a 90 degree turn to the right
3. Lope a circle around B on the left lead
4. At B jog to A
5. Stop at A.

Walk
Jog	-----
Extended Jog	—————
Lope	—————
Leg Yield	
Lead Change	↘
Back	←←←←←
Marker	⊙
Sidepass	←←←←←

[WH/1-14]

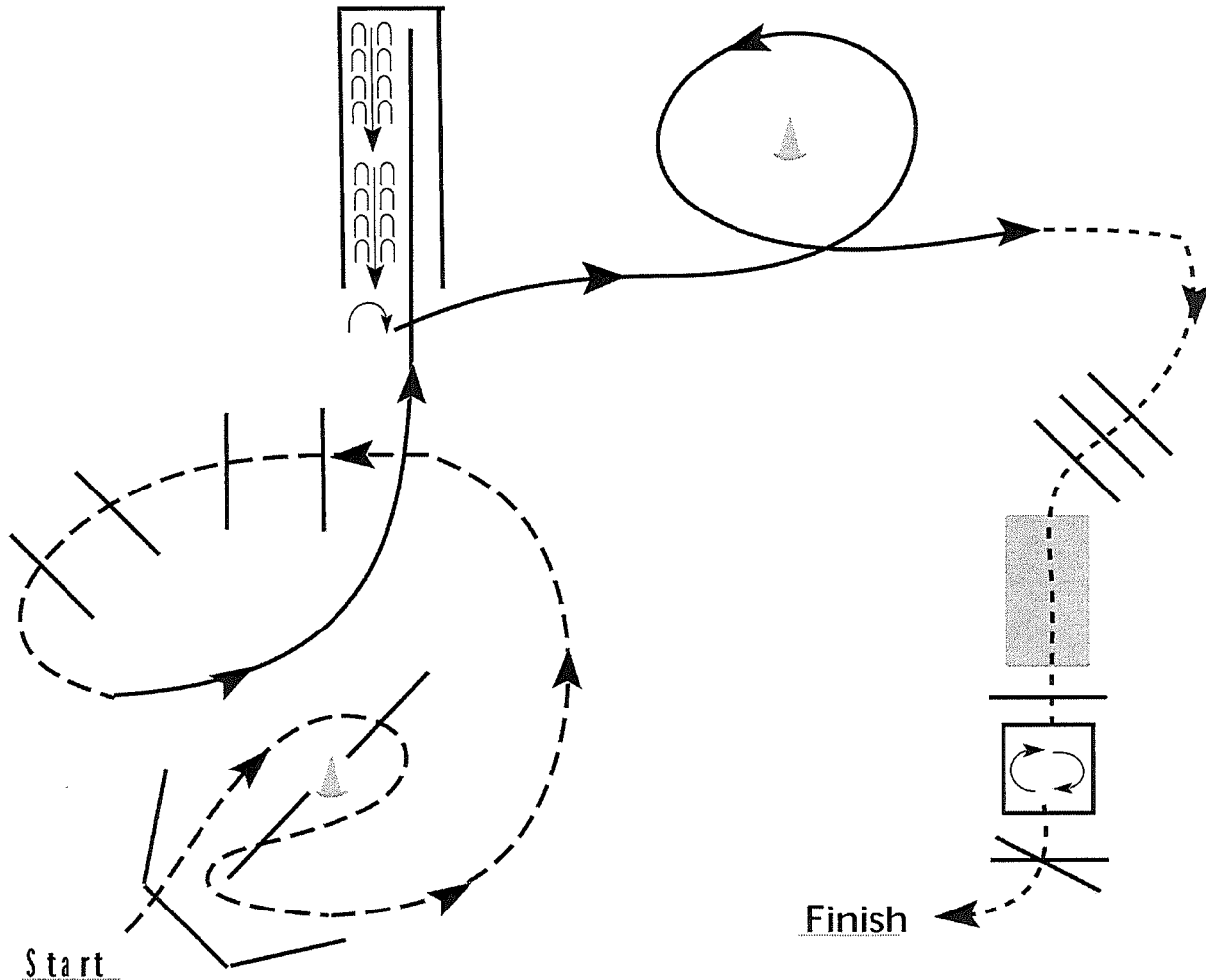
Pattern Provided by:

Saddle Up

Class #38

All Trail, Beginner and 12 & U trot for lope

Show Date: 03-17-2019



1. Jog over poles as shown.
2. Lope on the left lead into chute.
3. Back the chute and turn 90 degrees right.
4. Lope on the left lead around cone.
5. Walk over poles and bridge into box.
6. Turn 360 to the right and walk out over elevated pole to finish.

Walk	-----
Jog	- - - - -
Extended Jog	— — — — —
Lope	—————
Leg Yield	
Lead Change	— / —
Back	← D D D D D
Marker	Ⓚ
Sidepass	← — — — — →

[T/1-34]

Pattern Provided by:

www.horsetrainingpatterns.com

www.horsetrainingpatterns.com

Saddle Up

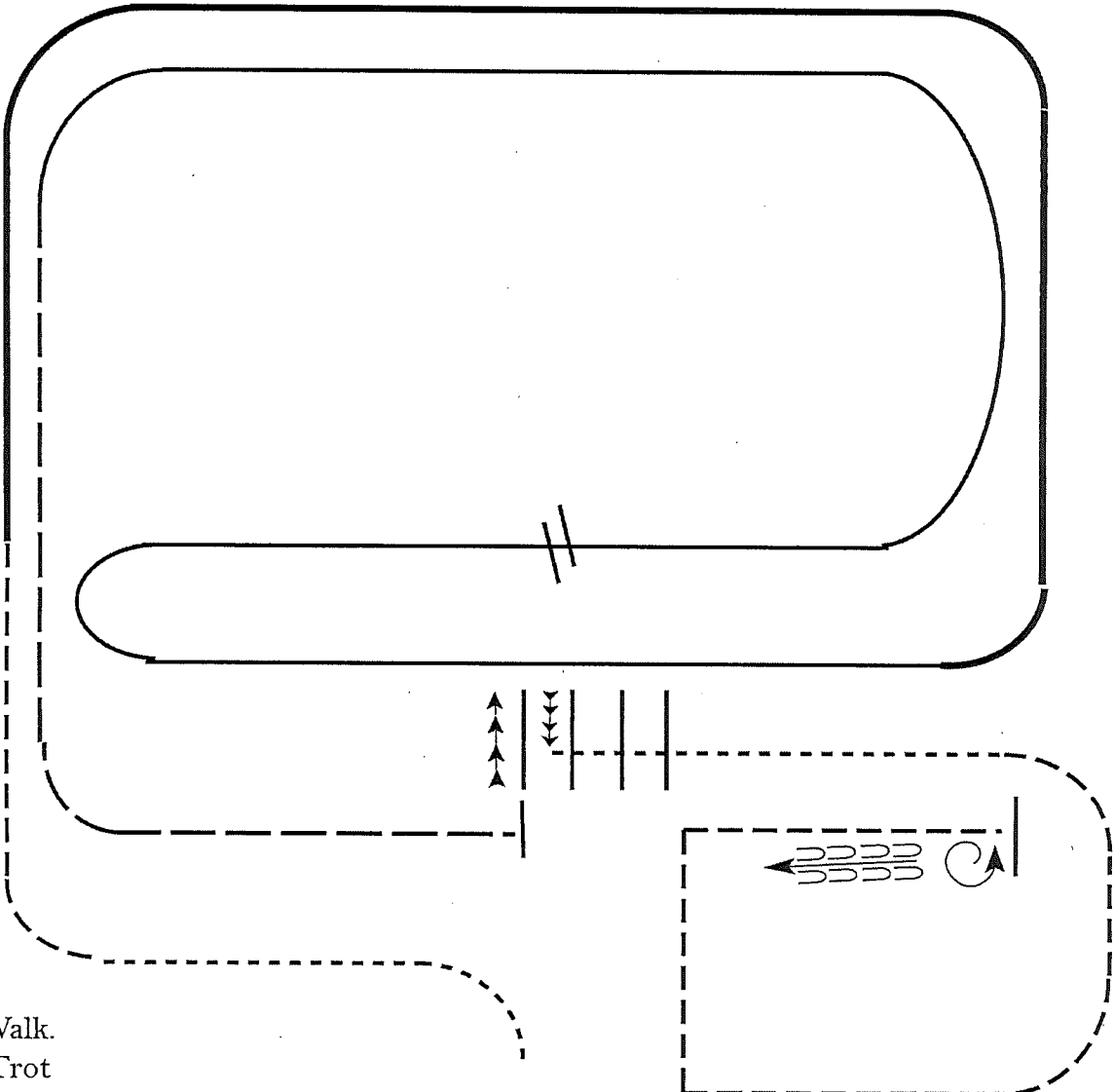
Class #44

All Ranch Riding Beginner and 12&U trot/ext trot for lope

Show Date: 03-17-2019

www.horsetrainingpatterns.com

www.horsetrainingpatterns.com



1. Walk
2. Trot
3. Extended lope-right lead
4. Lope right lead
5. Change leads (simple or flying)
6. Lope left lead
7. Extended trot
8. Stop, side pass left, side pass right, 1/2 way
9. Walk over logs
10. Walk
11. Trot square
12. Stop, 360 degree turn left, back

Walk	-----
Jog	- - - - -
Extended Jog	-----
Lope	=====
Lead Change	
Back	
Marker	

Pattern Provided by:

[RR/5]